



Memorandum

Memorandum No: 24-092

Date: June 6, 2024

To: Honorable Mayor, Vice Mayor, and Commissioners

From: Susan Grant, Acting City Manager *Susan Grant*

Re: Commission Compensation

Pursuant to Resolution 19-117, the gross annual compensation paid to the City Commissioners following the November 3, 2020, election shall be adjusted annually on December 1 to commensurate with the then rounded estimated median family income in Broward County, Florida, as reported by the U.S. Department of Housing and Urban Development's Median Family Income Documentation System for Fort Lauderdale, FL HUD Metro FMR Area. The gross annual compensation paid to the Mayor is calculated at 1.2 times the annual compensation paid to City Commissioners.

Based on the above, the annual compensation for the Mayor and City Commission effective December 1, 2024, is as follows:

	December 1, 2023 Annual Compensation	December 1, 2024 Annual Compensation	% Increase
City Commission	\$88,500.00	\$89,100.00	0.68%
Mayor	\$106,200.00	\$106,920.00	0.68%

If you have any questions, feel free to contact Linda Short, Director of Finance, at lshort@fortlauderdale.gov.

Attachments:

- (1) Resolution 19-117
- (2) FY 2023 Median Family Income Calculation Methodology
- (3) FY 2024 Median Family Income Calculation Methodology

- c: Anthony G. Fajardo, Assistant City Manager
- Laura, Reece, Acting Assistant City Manager
- Ben Rogers, Acting Assistant City Manager
- Thomas J. Ansbro, City Attorney
- David R. Soloman, City Clerk
- Patrick Reilly, City Auditor
- Department Directors
- CMO Managers

RESOLUTION NO. 19-117

A RESOLUTION OF THE CITY COMMISSION OF THE CITY OF FORT LAUDERDALE, FLORIDA, SETTING THE COMPENSATION AND BENEFITS FOR THE MAYOR AND COMMISSIONERS OF THE NEXT CITY COMMISSION FOLLOWING THE NOVEMBER 3, 2020, ELECTION, RESCINDING RESOLUTION NO. 02-131 AND 99-26, AND PROVIDING AN EFFECTIVE DATE.

WHEREAS, Section 4.02 of the Charter of the City of Fort Lauderdale, Florida, ("Charter"), provides in part,

The city commission of the City of Fort Lauderdale shall by resolution fix the compensation of commissioners, but any resolution increasing or reducing the compensation of commissioners shall not be adopted subsequent to July 31 of the year immediately preceding the year of the election and shall not be effective until the seating of the next commission following the next election.;

and

WHEREAS, Section 3.02 of the Charter provides, in part, that "[t]he mayor and the four (4) city commissioners are sometimes referred to herein as commissioners or the city commission.;" and

WHEREAS, the next election is scheduled for November 3, 2020; and

WHEREAS, by Resolution No. 02-131, dated July 16, 2002, the City Commission set the salaries and expense allowances for the Mayor and City Commissioners of the City Commission following the March 11, 2003, election; and

WHEREAS, by Resolution No. 99-26, dated March 2, 1999, the City Commission authorized single coverage health insurance benefits for the Mayor and City Commissioners of the City Commission following the March 14, 2000, election;

NOW, THEREFORE, BE IT RESOLVED BY THE CITY COMMISSION OF THE CITY OF FORT LAUDERDALE, FLORIDA:

RESOLUTION NO. 19-117

PAGE 2

SECTION 1. That, effective upon the seating of the next City Commission following the November 3, 2020, election, the City shall pay city commissioners of the City of Fort Lauderdale, other than the mayor, gross annual compensation in an amount that is the then rounded estimated median family income in Broward County, Florida, as reported by the U.S. Department of Housing and Urban Development's Median Family Income Documentation System for Fort Lauderdale, FL HUD Metro FMR Area, payable in twenty-six biweekly installments with the City's regular payroll.

SECTION 2. That, effective upon the seating of the next City Commission following the November 3, 2020, election, the City shall pay the mayor of the City of Fort Lauderdale the amount of gross annual compensation paid to commissioners as set forth in Section 1 multiplied by 1.2, payable in twenty-six biweekly installments with the City's regular payroll.

SECTION 3. That, the gross annual compensation paid to the mayor and commissioners of the next City Commission following the November 3, 2020, election, shall be adjusted annually on December 1 commensurate with the then rounded estimated median family income in Broward County, Florida, as reported by the U.S. Department of Housing and Urban Development's Median Family Income Documentation System for Fort Lauderdale, FL HUD Metro FMR Area.

SECTION 4. That, beginning after the seating of the next City Commission following the November 3, 2020, election, the City shall pay the mayor and commissioners the amount of \$750 per calendar month, payable with the City's regular payroll, to defray the mayor's and commissioners' expenses.

SECTION 5. That, after the seating of the next City Commission following the November 3, 2020, election, the City shall make available to the mayor and commissioners, at no cost, single coverage insurance benefits on the same basis as single coverage provided to Management Category 1 employees of the City. At that time the City shall also make available to the mayor and commissioners dependent insurance benefits on the same terms and at the same rates as offered to Management Category 1 employees of the City. The City Manager is authorized to adjust the effective date of any such insurance benefits depending on applicable contract provisions and the rules and regulations governing open enrollment.

RESOLUTION NO. 19-117


PAGE 3

SECTION 6. That Resolution Nos. 02-131 and 99-26 are rescinded effective at the close of business on the day preceding that of the seating of the next City Commission following the November 3, 2020, election.

SECTION 7. That, in the event the City of Fort Lauderdale participates in the Florida Retirement System, such participation will encompass the Mayor and City Commissioners of the next City Commission following the November 3, 2020, election.

SECTION 8. That, except as otherwise provided in Section 6, this Resolution shall become effective immediately upon its adoption.

ADOPTED this the 18th day of June, 2019.



Mayor
DEAN J. TRANTALIS

ATTEST:



City Clerk
JEFFREY A. MODARELLI



FY 2023 INCOME LIMITS DOCUMENTATION SYSTEM

[HUD.gov](#) [HUD User Home](#) [Data Sets](#) [Fair Market Rents](#) [Section 8 Income Limits](#) [MTSP Income Limits](#) [HUD LIHTC Database](#)

Median Family Income Calculation Methodology

Estimates of median family income for metropolitan and non-metropolitan areas are developed as follows:

1. A special tabulation of Median Family Income (MFI) estimates from the 2017-2021 5-year ACS was prepared by the U.S. Census Bureau and used by HUD as the basis for calculating HUD's FY2023 MFIs. Estimates of MFI from this tabulation are used if they are determined to be statistically reliable. For FY2023, the test for reliability is whether the margin of error for the estimate is less than 50% of the estimate itself and whether the ACS estimate is based on at least 100 survey cases. HUD does not receive the exact number of survey cases in this special tabulation, but rather a categorical variable known as the count indicator, indicating a range of cases. An estimate based on at least 100 cases corresponds to a count indicator of 4 or higher.

If an area does not have a reliable 2017-2021 5-year estimate, HUD checks whether the area has had minimally reliable estimates in at least two of the past three years (a minimally reliable estimate is an estimate where the margin of error for the estimate is less than 50% of the estimate itself). If so, the FY2023 MFI is the average of these two or three ACS estimates.

If an area has not had a minimally reliable estimate in the past two years, the estimate from the next larger encompassing geography is used. For example, sub-areas of metropolitan areas would be assigned the MFI estimate of the entire metropolitan area and for non-metropolitan counties, the estimate from all non-metropolitan portions of the State (state non-metropolitan).

2. If there is a statistically reliable 2021 1-year ACS estimate of median family income available, HUD replaces the 5-year data with the 1-year data. For FY2023, the special tabulation of 2021 1-year ACS MFI estimates provided to HUD by the U.S. Census Bureau for the **Fort Lauderdale, FL HUD Metro FMR Area** was statistically reliable.
3. Once the appropriate 2021 ACS data has been selected, an inflation factor based on the Congressional Budget Office (CBO) projection of the national CPI for FY2023 is calculated to inflate the estimate from 2021 to FY 2023. **Note:** The annual CPI estimate used in this calculation is sourced from the Bureau of Labor Statistics, archived available at [ALFRED](#) and the CPI projection is from the CBO's February 2023 release of its [10-Year Economic Projections](#).

MFI Step by Step Calculation

1. The following are the 2021 American Community Survey 5-year median income estimate, margin of error, and sample size category for **Fort Lauderdale, FL HUD Metro FMR Area**:

Area	ACS ₂₀₂₁ 5-Year Median Income	ACS ₂₀₂₁ 5-Year Margin of Error	Ratio	Sample Size Category	Result
Fort Lauderdale, FL HUD Metro FMR Area	\$77,610	\$1,066	$\frac{\$1,066}{\$77,610}$ = 0.0137	6	0.0137 < .5 and 6.0 >= 4 Reliable Estimate

2. Since there is a 1-year 2021 ACS estimate available, the margin of error of the estimate and the sample size category are checked for reliability:

Area	ACS ₂₀₂₁ 1-Year Median Income	ACS ₂₀₂₁ 1-Year Margin of Error	Ratio	Sample Size Category	Result
Fort Lauderdale, FL HUD Metro FMR Area	\$78,917	\$1,726	$\frac{\$1,726}{\$78,917}$ = 0.0219	6	0.0219 < .5 and 6.0 >= 4 Use ACS₂₀₂₁ 1- Year Median Income

3. The calculation of the CPI Inflation Factor is as follows:

Area	FY2023 CPI	2021 Annual CPI	<u>CPI Inflation Factor</u>
Fort Lauderdale, FL HUD Metro FMR Area	303.948	270.971	$(303.948 / 270.971)$ = 1.1217

4. The FY 2023 median family income is estimated as follows:

Area	ACS ₂₀₂₁ 1-Year Estimate	<u>CPI Inflation Factor</u>	FY 2023 Area MFI

			Estimate
Fort Lauderdale, FL HUD Metro FMR Area	\$78,917	1.1217	$(\$78,917 * 1.1217)$ $=$ \$88,521

5. In keeping with HUD policy, the median family income estimate is rounded to the nearest \$100:

Area	Unrounded FY 2023 MFI Estimate	Rounded FY 2023 MFI Estimate
Fort Lauderdale, FL HUD Metro FMR Area	\$88,521	\$88,500

Mayor 1.2x = \$106,200

NOTE: Due to differences in the computing platforms used to generate the official FY 2023 MFI estimates, and this web system, the calculated value shown may differ slightly from the official published value because of rounding.

Press below to select a different state:

Select a new state

Or select a FY 2023 HUD Metropolitan FMR Area's Median Family Income:

Fort Lauderdale, FL HUD Metro FMR Area

Select Area

Update URL for bookmarking or E-mailing

Technical Problems or questions? [Contact Us.](#)



FY 2024 INCOME LIMITS DOCUMENTATION SYSTEM

[HUD.gov](#) [HUD User Home](#) [Data Sets](#) [Fair Market Rents](#) [Section 8 Income Limits](#) [MTSP Income Limits](#) [HUD LIHTC Database](#)

Median Family Income Calculation Methodology

Estimates of median family income for metropolitan and non-metropolitan areas are developed as follows:

1. A special tabulation of Median Family Income (MFI) estimates from the 2018-2022 5-year ACS was prepared by the U.S. Census Bureau and used by HUD as the basis for calculating HUD's FY2024 MFIs. Estimates of MFI from this tabulation are used if they are determined to be statistically reliable. For FY2024, the test for reliability is whether the margin of error for the estimate is less than 50% of the estimate itself and whether the ACS estimate is based on at least 100 survey cases. HUD does not receive the exact number of survey cases in this special tabulation, but rather a categorical variable known as the count indicator, indicating a range of cases. An estimate based on at least 100 cases corresponds to a count indicator of 4 or higher.

If an area does not have a reliable 2018-2022 5-year estimate, HUD checks whether the area has had minimally reliable estimates in at least two of the past three years (a minimally reliable estimate is an estimate where the margin of error for the estimate is less than 50% of the estimate itself). If so, the FY2024 MFI is the average of these two or three ACS estimates.

If an area has not had a minimally reliable estimate in the past two years, the estimate from the next larger encompassing geography is used. For example, sub-areas of metropolitan areas would be assigned the MFI estimate of the entire metropolitan area and for non-metropolitan counties, the estimate from all non-metropolitan portions of the State (state non-metropolitan).

2. If there is a statistically reliable 2022 1-year ACS estimate of median family income available, HUD replaces the 5-year data with the 1-year data. For FY2024, the special tabulation of 2022 1-year ACS MFI estimates provided to HUD by the U.S. Census Bureau for the **Fort Lauderdale, FL HUD Metro FMR Area** was statistically reliable.
3. Once the appropriate 2022 ACS data has been selected, an inflation factor based on the Congressional Budget Office (CBO) projection of the national CPI for FY2024 is calculated to inflate the estimate from 2022 to FY 2024. **Note:** The annual CPI estimate used in this calculation is sourced from the Bureau of Labor Statistics, archived available at [ALFRED](#) and the CPI projection is from the CBO's February 2024 release of its [10-Year Economic Projections](#).

MFI Step by Step Calculation

1. The following are the 2022 American Community Survey 5-year median income estimate, margin of error, and sample size category for **Fort Lauderdale, FL HUD Metro FMR Area**:

Area	ACS ₂₀₂₂ 5-Year Median Income	ACS ₂₀₂₂ 5-Year Margin of Error	Ratio	Sample Size Category	Result
Fort Lauderdale, FL HUD Metro FMR Area	\$83,825	\$1,330	$\frac{\$1,330}{\$83,825} = 0.0159$	6	0.0159 < .5 and 6.0 >= 4 Reliable Estimate

2. Since there is a 1-year 2022 ACS estimate available, the margin of error of the estimate and the sample size category are checked for reliability:

Area	ACS ₂₀₂₂ 1-Year Median Income	ACS ₂₀₂₂ 1-Year Margin of Error	Ratio	Sample Size Category	Result
Fort Lauderdale, FL HUD Metro FMR Area	\$83,931	\$2,341	$\frac{\$2,341}{\$83,931} = 0.0279$	6	0.0279 < .5 and 6.0 >= 4 Use ACS₂₀₂₂ 1- Year Median Income

3. The calculation of the CPI Inflation Factor is as follows:

Area	FY2024 CPI	2022 Annual CPI	<u>CPI Inflation Factor</u>
Fort Lauderdale, FL HUD Metro FMR Area	310.683	292.613	$\frac{(310.683}{292.613)} = \mathbf{1.0618}$

4. The FY 2024 median family income is estimated as follows:

Area	ACS ₂₀₂₂ 1-Year Estimate	<u>CPI Inflation Factor</u>	FY 2024 Area MFI

			Estimate
Fort Lauderdale, FL HUD Metro FMR Area	\$83,931	1.0618	(\$83,931 * 1.0618) = \$89,114

5. In keeping with HUD policy, the median family income estimate is rounded to the nearest \$100:

Area	Unrounded FY 2024 MFI Estimate	Rounded FY 2024 MFI Estimate
Fort Lauderdale, FL HUD Metro FMR Area	\$89,114	\$89,100

Mayor 1.2X = \$106,920

NOTE: Due to differences in the computing platforms used to generate the official FY 2024 MFI estimates, and this web system, the calculated value shown may differ slightly from the official published value because of rounding.

Press below to select a different state:

Select a new state

Or select a FY 2024 HUD Metropolitan FMR Area's Median Family Income:

Fort Lauderdale, FL HUD Metro FMR Area ▼

Select Area

Update URL for bookmarking or E-mailing

Technical Problems or questions? [Contact Us](#).


Commission Memo 24-092 Commission Compensation.doc


Final Audit Report


2024-06-06


Created:	2024-06-06
By:	Rebecca McClam (rmclam@fortlauderdale.gov)
Status:	Signed
Transaction ID:	CBJCHBCAABAAs0siFGG918ZjRhDfZouDHft-i5hAC_xj


"Commission Memo 24-092 Commission Compensation.doc" History

 Document created by Rebecca McClam (rmclam@fortlauderdale.gov)
2024-06-06 - 1:54:31 PM GMT

 Document emailed to Susan Grant (SuGrant@fortlauderdale.gov) for signature
2024-06-06 - 1:54:37 PM GMT

 Email viewed by Susan Grant (SuGrant@fortlauderdale.gov)
2024-06-06 - 2:51:54 PM GMT

 Document e-signed by Susan Grant (SuGrant@fortlauderdale.gov)
Signature Date: 2024-06-06 - 2:53:14 PM GMT - Time Source: server

 Agreement completed.
2024-06-06 - 2:53:14 PM GMT

